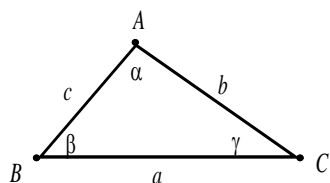


### 3.17 The Law of Sines

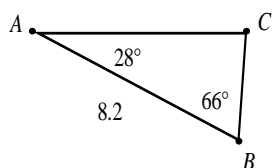
**Solving a triangle** means finding the measures of all the sides and angles. An **oblique triangle** is a triangle without a right angle. To solve an oblique triangle, we must know three pieces of information, at least one of which must be the length of a side. (Three angles define an infinite number of triangles).



**The Law of Sines:** In any triangle,  $\frac{\sin \alpha}{a} = \frac{\sin \beta}{b} = \frac{\sin \gamma}{c}$

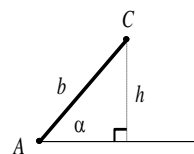
**ASA or AAS:** Find the third angle using the fact that the three angles of a triangle add to  $180^\circ$ . Then use the law of sines to find the other two sides of the triangle.

**Example:**  $\alpha = 28^\circ$ ,  $\beta = 66^\circ$ ,  $c = 8.2$

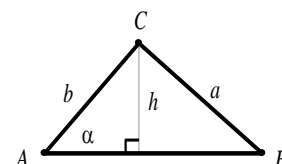
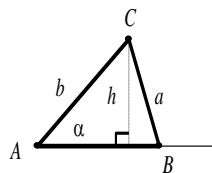
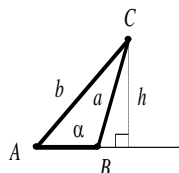
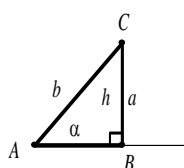
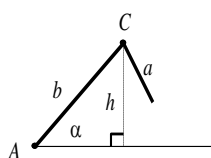


**SSA (The Ambiguous Case):** If you know two sides and a non-included angle (an angle that is not between the sides), there may be zero, one, or two possible triangles that fit the given measurements. To figure out how many triangles there are for an *acute* angle  $\alpha$ , do the following:

1. Draw the given angle ( $\alpha$ ) in standard position with a terminal side of length  $b$ . Don't draw side  $a$  yet.
2. Let  $h$  be an altitude from  $C$  to the initial side of  $\alpha$ .



3. Since  $\sin \alpha = h/b$ ,  $h = b \sin \alpha$ . Compare  $h$  to  $a$  as follows:
  - a. If  $a < h$ , then no triangle can be formed.
  - b. If  $a = h$ , then one triangle (a right triangle) can be formed.
  - c. If  $h < a < b$ , then two triangles can be formed.
  - d. If  $a \geq b$ , then one triangle can be formed.



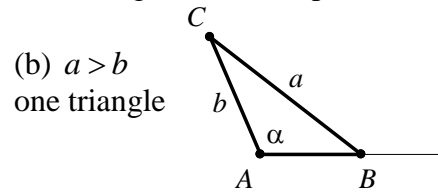
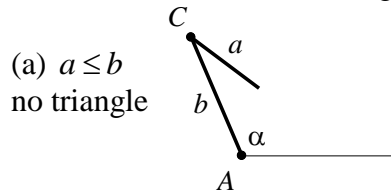
(a)  $a < h$   
no triangle

(b)  $a = h$   
one triangle

(c)  $h < a < b$   
two triangles

(d)  $a \geq b$   
one triangle

If  $\alpha$  is *obtuse*, there is either no triangle (if  $a \leq b$ ) or one triangle (if  $a > b$ ) possible.



**Examples:**

a)  $\beta = 38^\circ$ ,  $b = 2.9$ ,  $c = 5.9$

b)  $\beta = 38^\circ$ ,  $b = 6.4$ ,  $c = 5.9$

c)  $\beta = 38^\circ$ ,  $b = 4.7$ ,  $c = 5.9$

d)  $\gamma = 125^\circ$ ,  $b = 5.7$ ,  $c = 8.6$

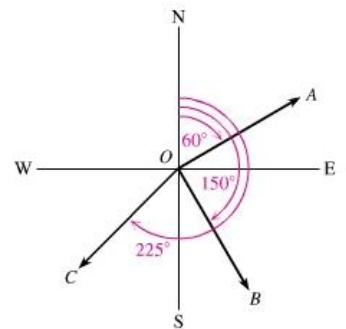
**Bearing:** The measure of an angle that describes the direction of a ray is called the bearing. Bearing is the clockwise angle from due north.

Another way to express bearing is to describe the acute angle that the ray makes with a ray pointing due north or south. For example:

N $60^\circ$ E is a bearing of  $60^\circ$  east of north

S $30^\circ$ E is a bearing of  $30^\circ$  east of south

S $45^\circ$ W is a bearing of  $45^\circ$  west of south



**Example:** During an important NATO exercise, an F-14 Tomcat left the carrier Nimitz on a course with a bearing of  $34^\circ$  and flew 400 miles. Then the F-14 flew for some distance on a course with a bearing of  $162^\circ$ . Finally, the plane flew back to its starting point on a course with a bearing of  $308^\circ$ . What distance did the plane fly on the final leg of the journey? Round to the nearest tenth of a mile.